



# PFB500

## 500kg Pedestrian Load Carrier

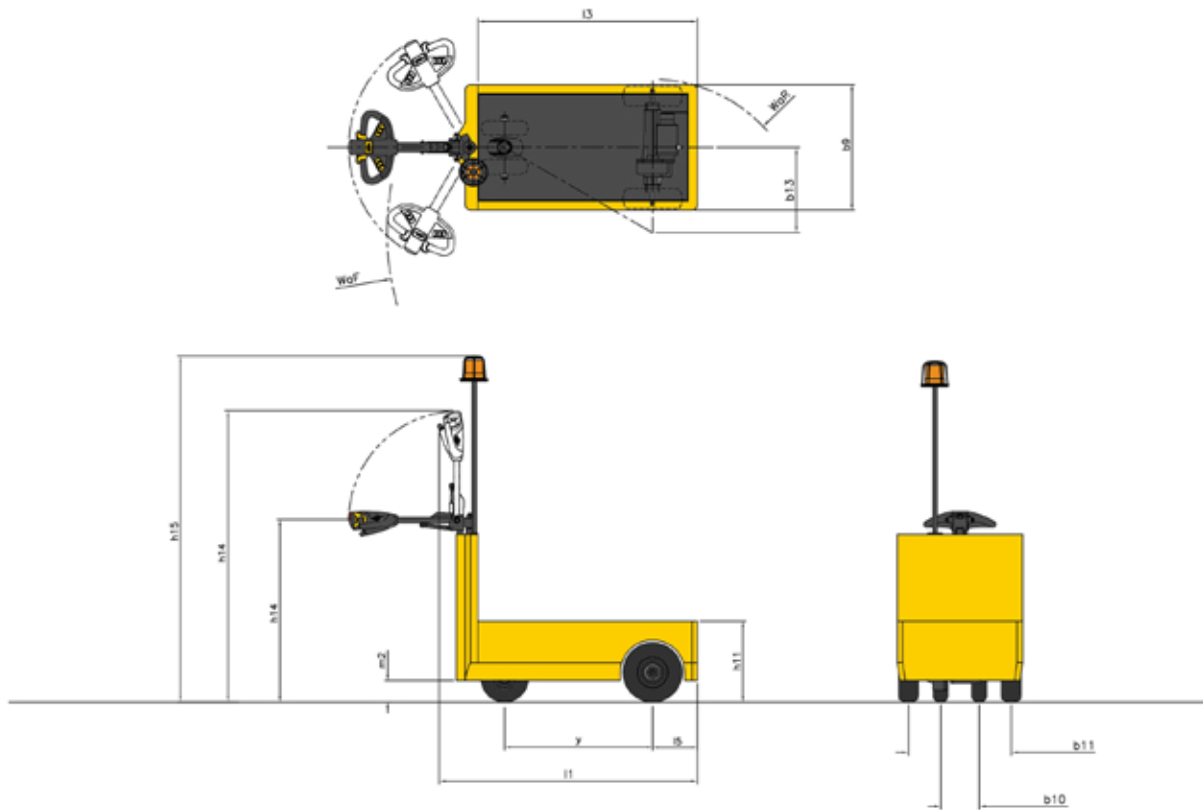
24 volt DC controller

3 Wheels

**BRADSHAW**  
ELECTRIC • VEHICLES

# TECHNICAL SPECIFICATIONS

## PFB500 - PEDESTRIAN TOW TRACTOR



Model shown: PFB500 with extended load bed

# TECHNICAL DATA

VDI 2198	TECHNICAL FEATURES		PFB500
DISTINGUISHING MARK	1.1	Manufacturer (abbreviation)	BEV
	1.2	Manufacturer's type designation	PFB500-01
	1.3	Drive: electric (battery or mains), diesel, petrol, fuel gas	Battery
	1.4	Operator type: hand, pedestrian, standing, seated, order-picker	Pedestrian
	1.5	Rated capacity / Rated load	Q (t) 0.5
	1.9	Wheelbase	y (mm) 825
WHEELS / TYRES	3.1	Tyres: P=Pneumatic	P
	3.2	Tyre size, front	ø x width (mm) 260 x 85
	3.3	Tyre size, rear	ø x width (mm) 330 x 110
	3.5	Wheels, number front / rear (x = driven wheels)	2 / 2X
	3.6	Track, front	b 10 (mm) 215
	3.7	Track, rear	b 11 (mm) 573
	3.9	Wheels braked service brake, number	2 x Rear
	3.10	Wheels braked parking brake	2 x Rear
DIMENSIONS	4.2.0	Height, mast lowered	h 1 (mm) 1930
	4.2.1	Overall height	h 15 (mm) 1930
	4.13	Loading height, unladen	h 11 (mm) 450
	4.16	Length of loading surface	l 3 (mm) 1225
	4.17	Overhang	l 5 (mm) 250
	4.18	Width of loading surface	b 9 (mm) 700
	4.19	Overall length	l 1 (mm) 1448
	4.21	Overall width	b 1 / b 2 (mm) 700
	4.32	Ground clearance, centre of wheelbase	m 2 (mm) 120
	4.35	Turning radius	W a F (mm) 1481
	4.35	Turning radius	W a R (mm) 856
	4.36	Internal turning radius	b 13 (mm) 476
PERFORMANCE	5.1	Travel speed, laden / unladen	km/h 6
	5.1.1	Travel speed, laden / unladen, backwards	km/h 6
	5.7	Gradeability, laden / unladen	% 10 / 20
	5.8	Max. gradeability, laden / unladen	% 10 / 20
	5.10	Service brake	Electro Magnetic Brake on Motor
DRIVE	8.1	Type of drive unit	A/C controller
	8.10	Transfer of power	Helical Gears
	8.11	Service brake	Electric Magnetic Brake on Motor
	8.12	Parking brake	Electro Magnetic Brake on Motor
MISC	10.7	Sound pressure level at the driver's seat	dB (A) 54.5

BATTERY SIZE & VEHICLE WEIGHTS			PFB501-01 PEDESTRIAN LOAD CARRIER	
BATTERY		Battery type	Lead	Gel MF
	6.1	Drive motor S2 60 minute rating (kW)	0.375	0.375
	6.4	Battery voltage (V/Ah)	24 / 185	24 / 154
	6.5	Battery weight (kg)	116	124
WEIGHTS	2.1.1	Service weight excluding battery (kg)	196	196
	2.1.0	Service weight including battery (kg)	312	320
	2.3	Axle loading, unladen front / rear (kg)	144 / 168	148 / 172

NOTE  
These values may vary +/- 5%. Performance is affected by both the condition of the vehicle and towed equipment, as well as the surface and weather conditions within the operating area. <sup>(2)</sup> Based on 200N/tonne rolling resistance on a level dry surface.

# STANDARD EQUIPMENT & OPTIONS

	MODEL	PFB500
VEHICLE OVERVIEW	Configuration	3 wheel
	Power unit: 24 volt DC controller	•
	Payload capacity	500kg
	Tow load capacity (requires optional tow hitch)	500kg
	Welded steel chassis, painted	•
	Rear drive axle with limited slip differential	•
	Standard ambient operating temperatures -10 to +40	•
BATTERIES	24v 185Ah lead acid (4 x 6volt monobloc linked in series)	○
	24v 154Ah gel maintenance free (4 x 6volt monobloc linked in series)	○
BRAKING	Electronic regenerative braking under deceleration	•
	Dynamic speed sensing to prevent over-speeding in all driving conditions	•
	Automatically applied transmission parking brake	•
LIGHTING / ACCESSORIES	Lighting option includes: Twin front side lights, twin tail and brake lights, indicators, hazard warning lights, reverse light, 7 pin trailer socket	○
	Amber flashing beacon mounted on pole / body	•
	Blue spot warning light - rear only	○
	Rear mounted 24 volt working light	○
CONTROLS / AUDIBLE WARNINGS	Robust ergonomically designed Curtis IP rated tiller head unit	•
	Maximum speed can be pre-set to a maximum of 6.0 kph (Please specify speed setting at time of order)	•
	High / Low speed switch on tiller head (Please specify speed settings at time of order)	○
	Body protection switch fitted to tiller head	•
	Emergency stop button	•
	Horn	•
	Automatic audible warning in reverse	•
	Automatic white noise audible warning in forward	○
INSTRUMENTS	Battery discharge indicator	•
	Hour meter	○
	Keypad in place of standard key switch	○
TYRES	Pneumatic	•
	Foam filled puncture proof	○
	Foam filled puncture proof non marking	○
TOW HITCH	No tow hitch fitted	•
	20mm pin multi jaw tow hitch	○
	25mm pin multi jaw tow hitch	○
	Combined 50mm ball and 25mm single jaw	○
	50mm ball adapter fits in any one of the three jaws on the standard tow hitch	○
	Tow hitch specific for site requirement	○
LOAD BED	Plywood deck board	•
	Extended or reduced load bed options available	○
	Pick-up - aluminium sides	○
	Cage body	○
	Pick-up - aluminium sides with PVC cover	○
	Removable aluminium platform overlay	○
MISC	1kg dry powder fire extinguisher	○
COLOUR	Chassis / panels: Safety Yellow BS356	•
	Custom colour. Panels to customer's single colour specification. RAL number to be supplied at time of order	○



### LOAD BED OPTIONS

- Plywood deck board
- Extended or reduced load bed options available
- Pick-up - aluminium sides
- Cage body
- Pick-up - aluminium sides with PVC cover
- Removable aluminium platform overlay
- **Model shown: PFB with extended load bed**

### INSTRUMENTS & CONTROLS

- Robust ergonomically designed Curtis IP rated tiller head unit
- Maximum speed can be pre-set to a maximum of 6.0 kph
- Speed limit potentiometer
- Body protection switch
- Horn

### BRAKING SYSTEMS

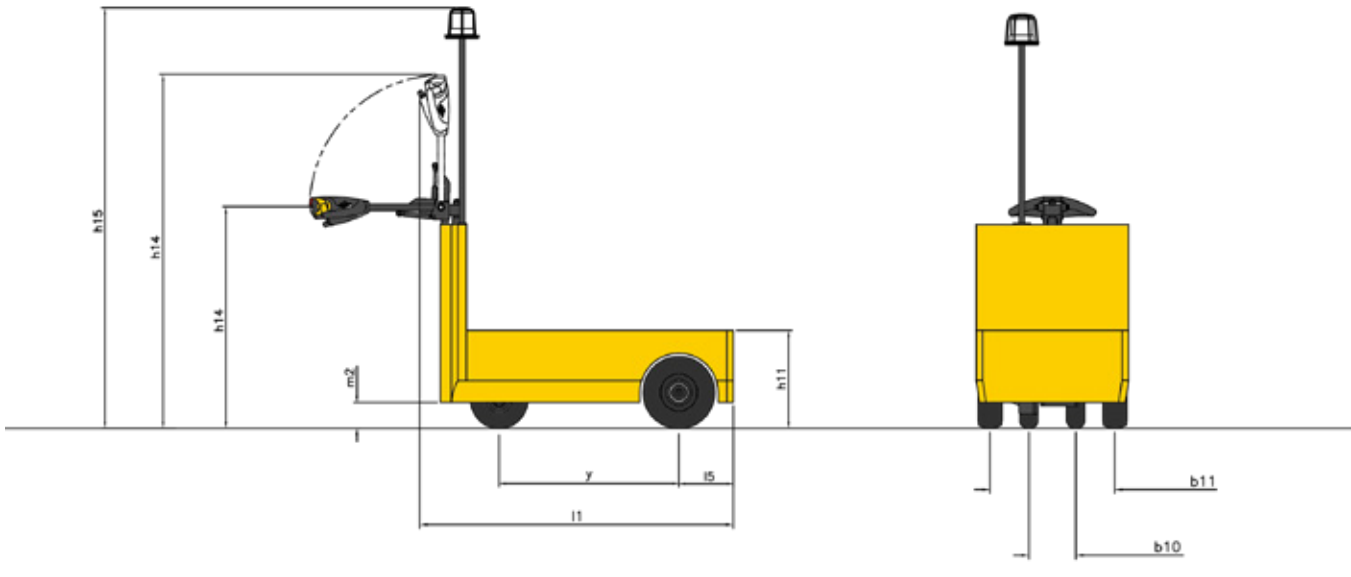
- Electronic regenerative braking under deceleration
- Dynamic speed sensing to prevent over-speeding in all driving conditions
- Automatically applied transmission parking brake

# BODY OPTIONS / DIMENSIONS

## PLATFORM

- Resin coated anti-slip plywood deck


BODY CODE	-01	
PLATFORM DIMENSIONS	Length	1225mm
	Width	700mm
	Platform Height	450mm
MODEL CODE	PFB500-01	



## ALUMINIUM PICK-UP

- 500mm high fixed front bulkhead
- 310mm high drop-in steel punch sides and rear panel
- Slot in removable rear corner posts

BODY CODE	-02	
DIMENSIONS	Length (Internal)	1140mm
	Width (Internal)	644mm
	Height	310mm
	Platform Height	450mm
MODEL CODE	PFB500-02	

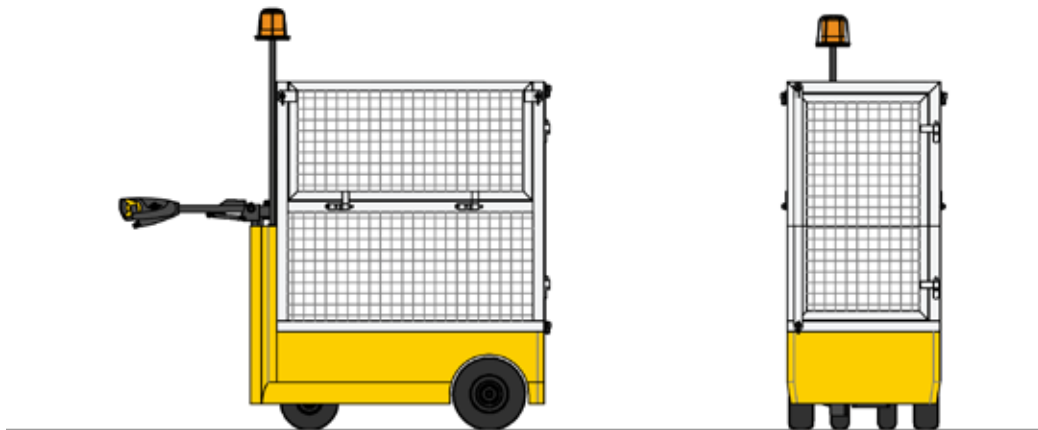




## CAGE BODY

- 25mm mesh cage body
- Single rear opening door
- Half dropdown section to both sides


BODY CODE	-03	
DIMENSIONS	Length (Internal)	1125mm
	Width (Internal)	620mm
	Height	1095mm
	Rear Loading Height	500mm
MODEL CODE	PFB500-03	



## ALUMINIUM PICK-UP PVC COVER

- PVC cover to all four sides,
- Roll up sides and rear panel
- 500mm high fixed front bulkhead
- 310mm high drop-in steel punch sides and rear panel
- Slot in removable rear corner posts
- Resin coated anti-slip plywood deck

BODY CODE	-05	
DIMENSIONS	Length (Internal)	1115mm
	Width (Internal)	648mm
	Height	750mm
	Platform Height	450mm
MODEL CODE	PFB500-05	





## **BRADSHAW ELECTRIC VEHICLES**

New Lane

Stibbington

Peterborough

PE8 6LW

[enquiries@bradshawev.com](mailto:enquiries@bradshawev.com)

[www.bradshawEV.com](http://www.bradshawEV.com)

01780 782 621

All data and specifications are in accordance with information available at the time of publication and are subject to change without notice.

Some of the vehicles shown are may be fitted with optional equipment or accessories that are available at extra cost.

This brochure supersedes all previous publications.  
Issue: December 2020

**BRADSHAW**  
ELECTRIC • VEHICLES